

Banner rails

– smart and easy suspension of banners and posters



The suspension rail in aluminium provide classy and cost effective solutions for displaying your graphics. Show banners and posters in shop windows, banks, shopping malls, travel agencies etc. In places where people are passing by. Best of all – the slender profile has a unique and *extra strong snap-lock* function.

Simple "Snap-lock" design

- Grip range from thickness of paper up to 0,4 mm.
- Recommended for use at both top and bottom of posters for maximum impact.
- May be suspended one from the other if desired
- Use with optional accessories: ceiling grid clips, C-hooks, suction cups and chain.



A low-budget banner rail in plastic is available on request!

Frames & Banner Rails




Sign & Poster Stands




Display & Exhibit Modules



Banner Stands



Trade Show Stands



Pop-Up Stands



Mark Bric

A Family of Dependable Displays™

Since the invention of Flexiframe in 1985, Mark Bric has, year-by-year, developed a complete programme of easy to use, reliable and economically priced display and exhibition products. Directed at the sign, retail and trade show industries worldwide, it is now probably the most comprehensive product range on the market for indoor displays. Our network of distributors and dealers in over 70 countries around the globe, guarantees that all our existing and future clients, will have the best possible advice and service on all Mark Bric products. Whenever and wherever your next presentation event takes place... We get your message across®.

Mark Bric

9425 01.01.05.2003

FLEXIFRAME® is a registered trademark by Mark Bric AB. Pat US4636105, US4977696, EUR0141823, S447503,452918 + other pat. © Mark Bric AB, 2002. All rights reserved

Frames & Banner Rails




Helps to present your posters, signs, graphics etc.

Mark Bric **FLEXIFRAME**®
A Family of Dependable Displays

Single frames – adding that extra touch !

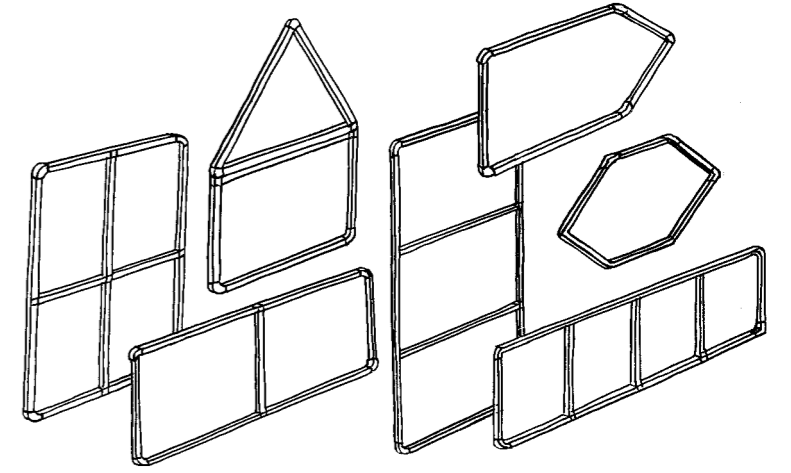
Flexiframe presents your graphics, signs, posters etc. in an eye-catching and attractive way. The well-designed frames clearly increase the quality and visibility of your presentation and thereby the interest in your products and services. Flexiframe is extremely user-friendly, as well as economically priced. Simply an excellent way of getting your message across!



It's not the same, without a frame!

Leaves plenty of room for your own imagination and creativity

In using the Flexiframe system, you can build frames in many different sizes, shapes and colours to exactly fit the needs of your presentation. With the unique features of the frame, many variations can be created, for example subdivided frames for multi-messages, arrow frames to indicate directions etc. *Last but not least, you can use the frames single or double sided.*

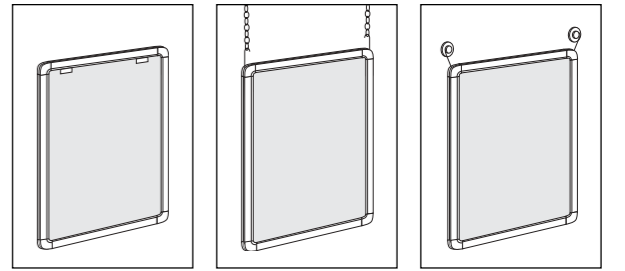


Easy framing

Frames are normally loaded from the top to enable quick and easy change of posters and prints. A cardboard panel and a transparent plastic cover are used to keep the posters in place.



Panels with a thickness up to 5,5 mm can be used with Flexiframe.



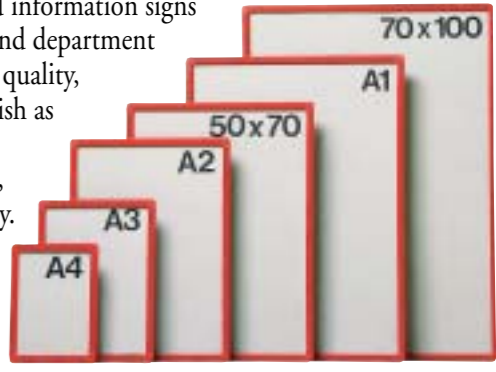
Many ways of holding the frames
Wall mounting, ceiling suspension, window suction mount etc.

Colours of Flexiframe



Budget Frame

An alternative to Flexiframe is BudgetFrame. A low-price frame, ideal for price and information signs in supermarkets and department stores. Same high quality, durability and finish as Flexiframe. Available in black, white and red only.



Panels with a thickness up to 2,5 mm can be used with BudgetFrame.

POP modules

– solving your merchandising needs

There is also the possibility of joining the frames with the help of our unique connector brackets, to build many kinds of useful point-of-purchase and display units. Allows complete reconfiguration, so your display can continually change with your needs.



Swing wings

– offer plenty of information in a limited space

This is a very useful item for those, who need a simple tool for presenting information with high visibility and simplest possible handling. Put it on a wall and just turn the pages over.

